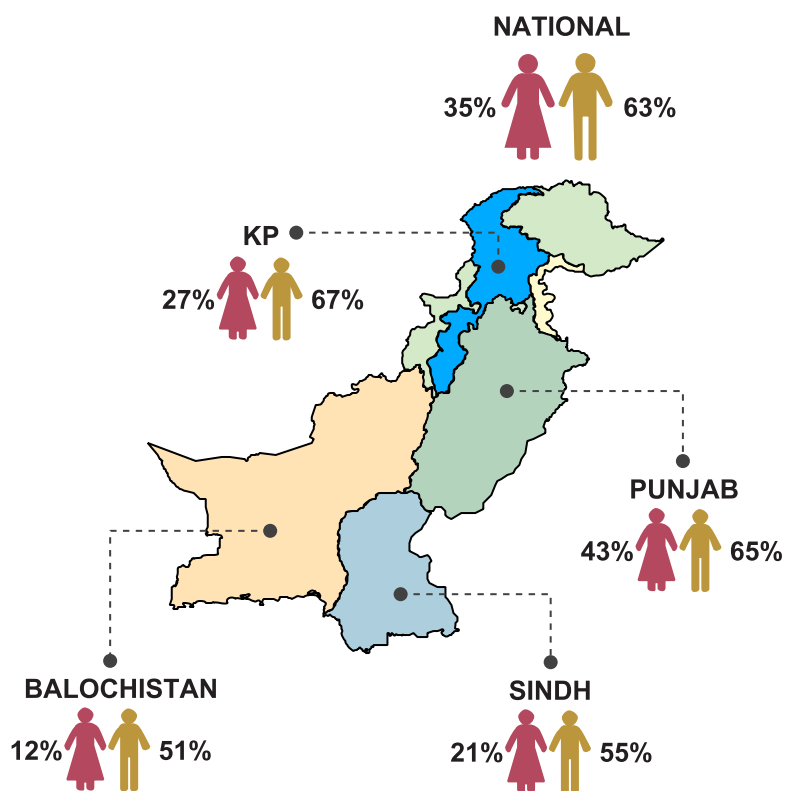



LITERACY¹

LITERACY IN RURAL PAKISTAN (AGES 15-64)



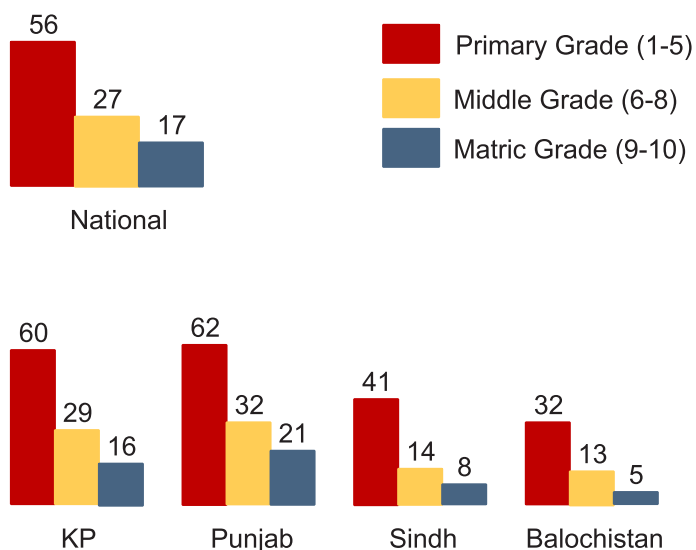
WORK²

LFPR OF WOMEN (AGES 15-64)

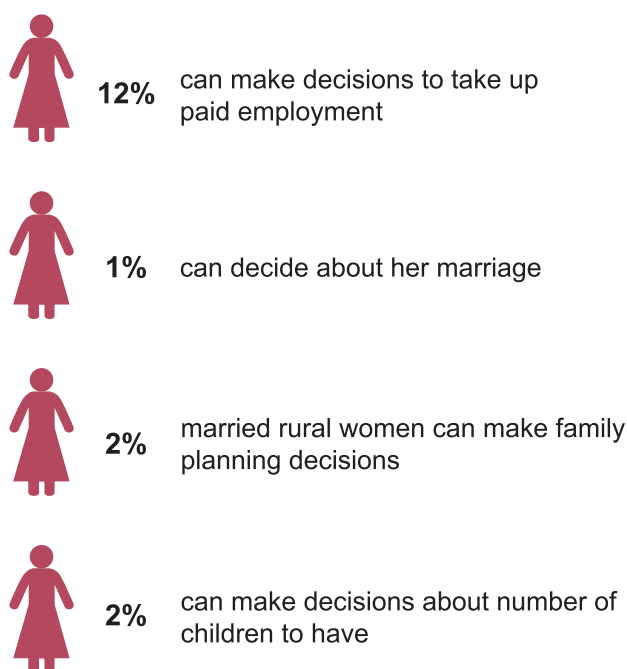


EDUCATION³

NET ENROLMENT RATES % OF RURAL GIRLS (AGES 15-64)



DECISION MAKING⁴



1 Source: PSLM 2014-15

2 Source: Estimated from LFS 2014-15

3 *ibid* at 1

4 *ibid* at 1

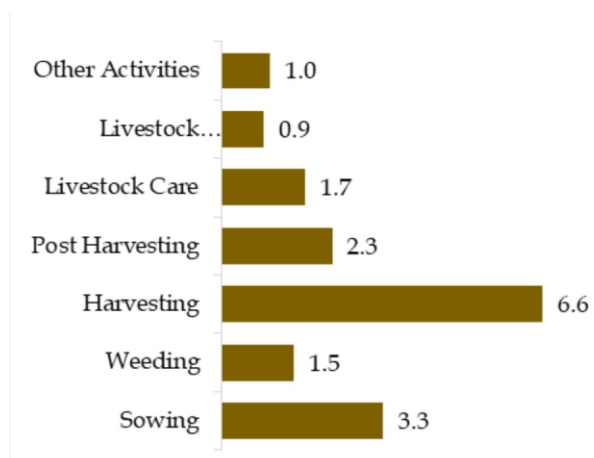
TIME USE: REPRODUCTIVE WORK⁵

Average Hours per day on Reproductive Work



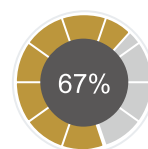
TIME USE: AGRICULTURAL WORK⁶

Average Hours per day on Agricultural Work

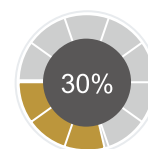


Maternal Health⁷

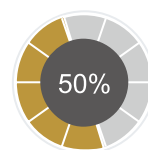
Maternal Health of Rural Women (ages 15-49)



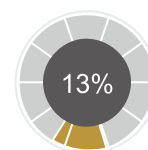
Received Antenatal Care



Received Antenatal Care from a Govt. hospital



Give birth at home



Give birth in a Govt. hospital



CGaPS
CENTER OF GENDER
AND POLICY STUDIES

This infographic was developed by the Center of Gender and Policy Studies (CGaPS) for the National Commission on the Status of Women (NCSW) with support from the Canada Fund and UN Women Pakistan. Please send any comments on the infographic to CGaPS at program.cgaps@gmail.com



Planet 50-50 by 2030
Step It Up for Gender Equality

1 Source: PRHPS 2012
2 Source: PRHPS 2012
3 Source: PSLM 2014-15