

RURAL WOMEN ON THE MOVE

EDUCATION¹

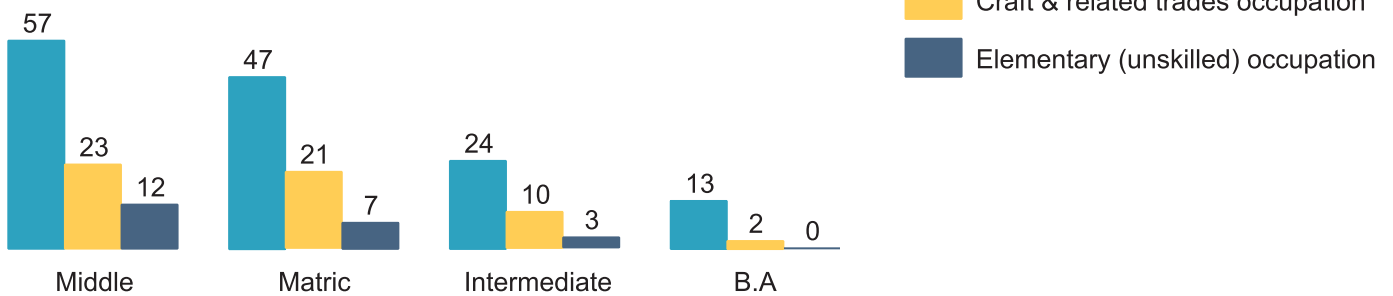


The real returns on education for rural women emerge after they have completed school

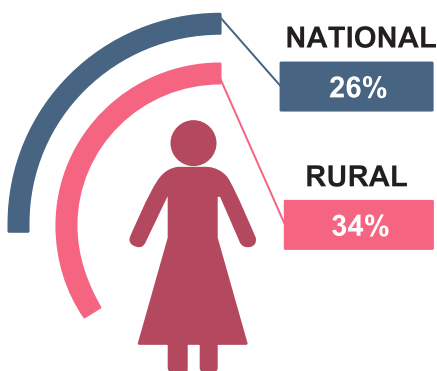
Participation in occupation in the elementary and skilled agriculture field declines for women with middle school to Matric education

The returns to education can be higher for rural women as technology and creeping urbanization break the isolation of rural markets

% of Educated Rural Women by Occupations



LABOUR FORCE PARTICIPATION²



1 Source: Estimated from LFS 2014-15

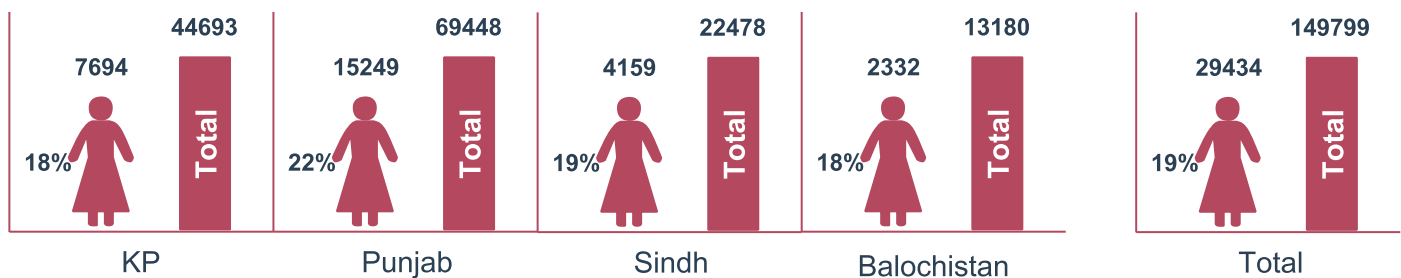
2 Source: *ibid* (Refined LFPR estimated)

POLITICAL PARTICIPATION AND REPRESENTATION

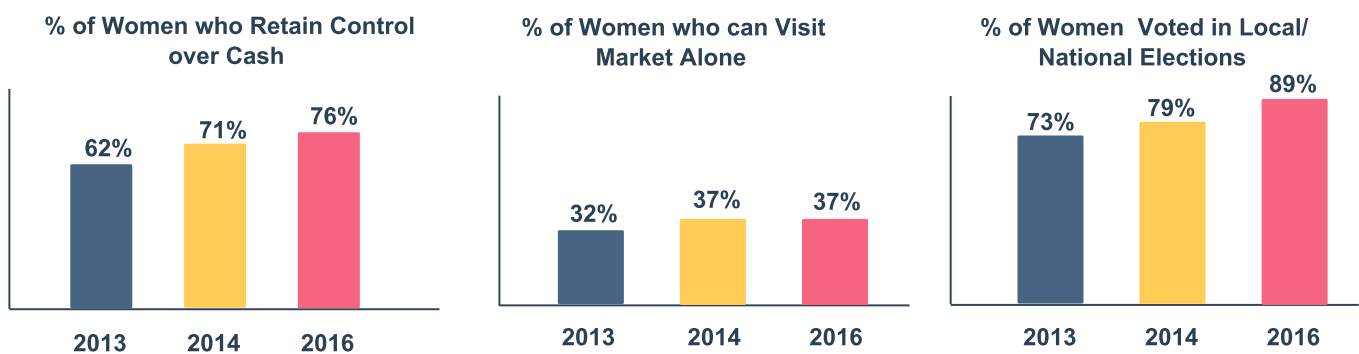
WOMEN IN NATIONAL & PROVINCIAL ASSEMBLY³

	% of Total Seats	General	Reserved	Minority	Total Women	Total Seats
National Assembly	20%	9	60	1	70	342
KP	18%	-	22	-	22	124
Punjab	20%	8	66	1	75	371
Sindh	18%	1	29	-	30	168
Balochistan	20%	1	11	1	13	65

REPRESENTATION OF WOMEN COUNCILORS IN LOCAL GOVERNMENT⁴



WOMEN EMPOWERMENT AMONG BISP BENEFICIARIES⁵



CGaPS
CENTER OF GENDER
AND POLICY STUDIES

This infographic was developed by the Center of Gender and Policy Studies (CGaPS) for the National Commission on the Status of Women (NCSW) with support from the Canada Fund and UN Women Pakistan. Please send any comments on the infographic to CGaPS at program.cgaps@gmail.com



3 Source: Election Commission of Pakistan 2013
 4 Source: UNDP Pakistan
 5 Source: BISP Impact Evaluation Survey various issues